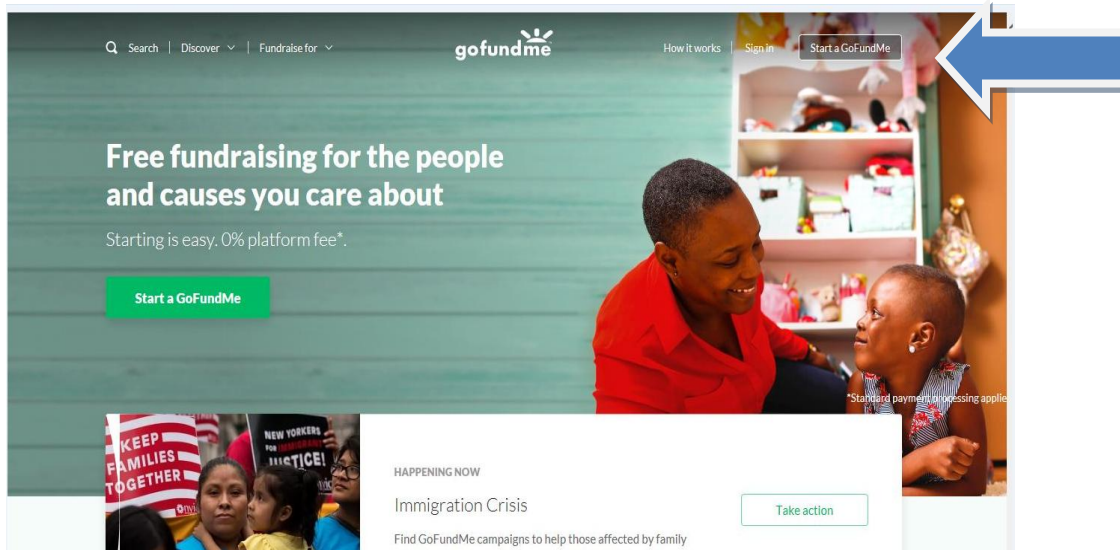
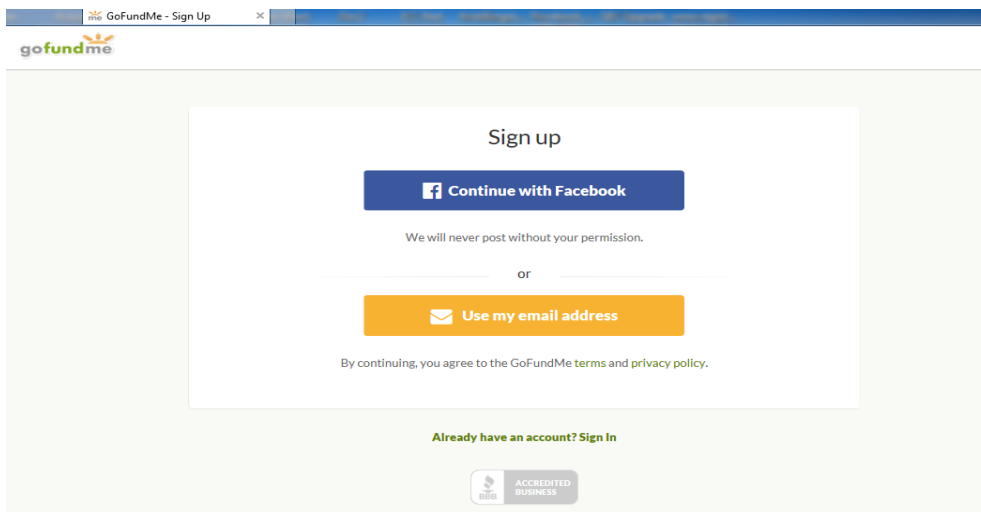


# Columbus HOPE Foundation GoFundMe Setup Guide

Step 1 Go to [www.gofundme.com](http://www.gofundme.com) and select Start a GofundMe



Step 2 Select how you would like to proceed with setup (this document uses the Email option).



# Columbus HOPE Foundation GoFundMe Setup Guide

Step 3 Sign up – this is the portion where the Campaign manager information is input. Once this information is set this will be the information associated with managing the Campaign.



Sign up

First name  Last name

Email address

Confirm email address

Set password

**Next**

By continuing, you agree to the GoFundMe terms and privacy policy.



**Expert advice, 24/7**

Contact us with your questions and we'll answer, day or night.

[Get Help](#)



Sign up

Joe  Knight

jknight@gmail.com

jknight@gmail.com

.....

**Next**

By continuing, you agree to the GoFundMe terms and privacy policy.



**Expert advice, 24/7**

Contact us with your questions and we'll answer, day or night.

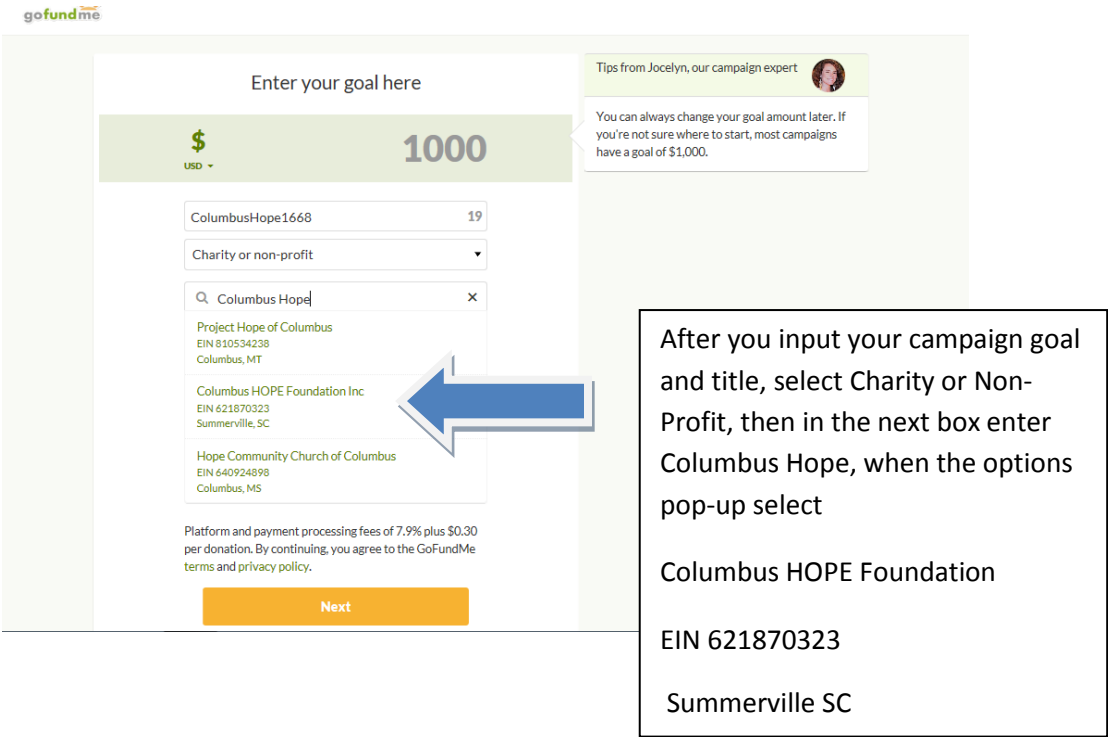
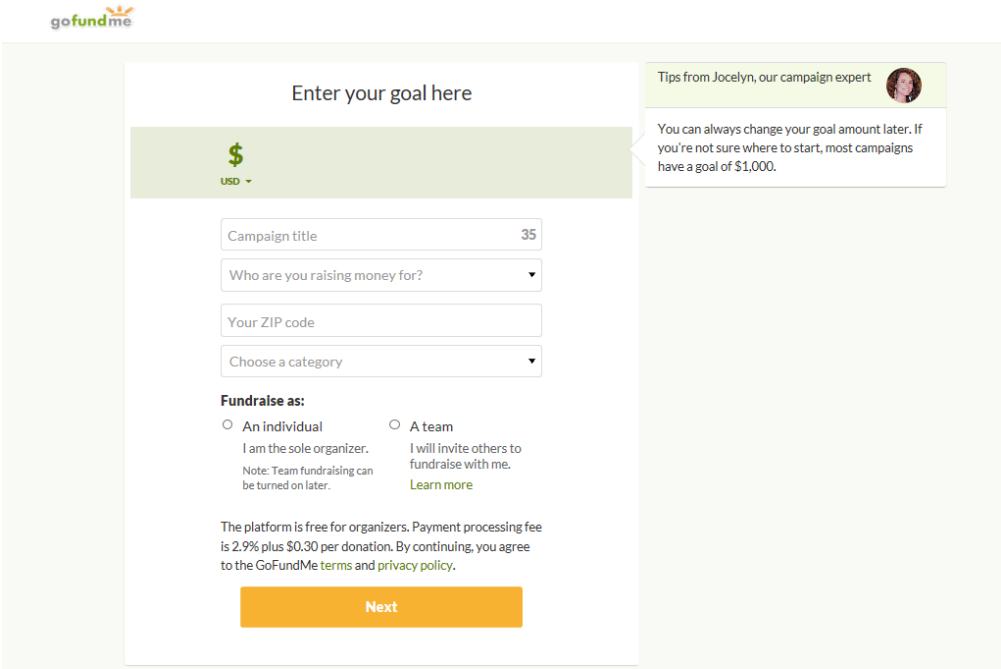
[Get Help](#)

Here you will need to setup the manager information which will be used to manage the account going forward

Making updates, adding pictures or videos, and editing the campaign settings

# Columbus HOPE Foundation GoFundMe Setup Guide

Step 4 selecting the campaign title and how the funds will be managed.



# Columbus HOPE Foundation GoFundMe Setup Guide

Step 5 enter your councils zip code, and in the next box select Non Profits & Charities

goFundMe

USD - 1000

You can always change your goal amount later. If you're not sure where to start, most campaigns have a goal of \$1,000.

ColumbusHope1668 19

Charity or non-profit

Columbus HOPE Foundation Inc  
EIN 621870323  
Simpsonville, SC

29681 - Simpsonville, SC

Non-Profits & Charities

**Fundraise as:**

An individual  
I am the sole organizer.  
Note: Team fundraising can be turned on later.

A team  
I will invite others to fundraise with me.  
[Learn more](#)

Platform and payment processing fees of 7.9% plus \$0.30 per donation. By continuing, you agree to the GoFundMe terms and privacy policy.

Next

At this point you can choose to setup the campaign as an Individual or a Team (this document uses the individual option) Note you can always turn on team fundraising as the campaign progresses.

About GoFundMe Team Fundraising

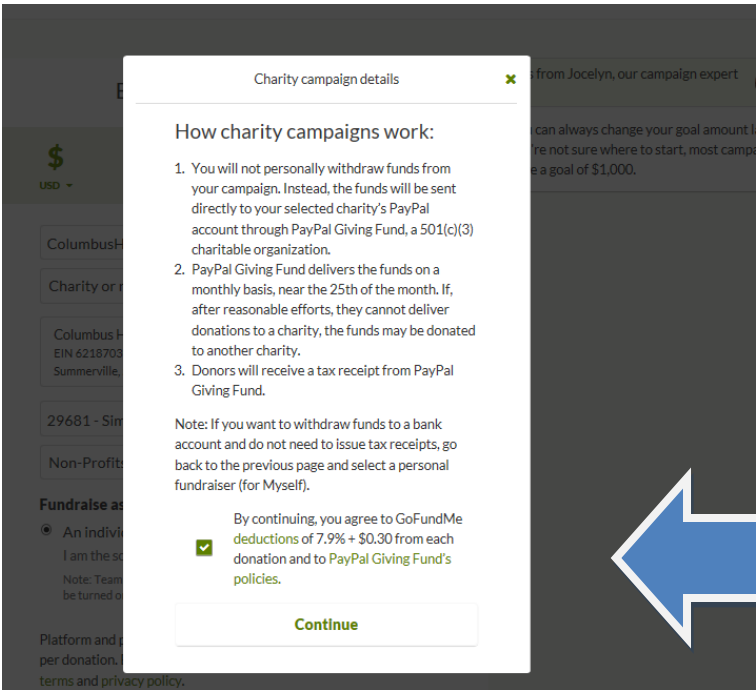
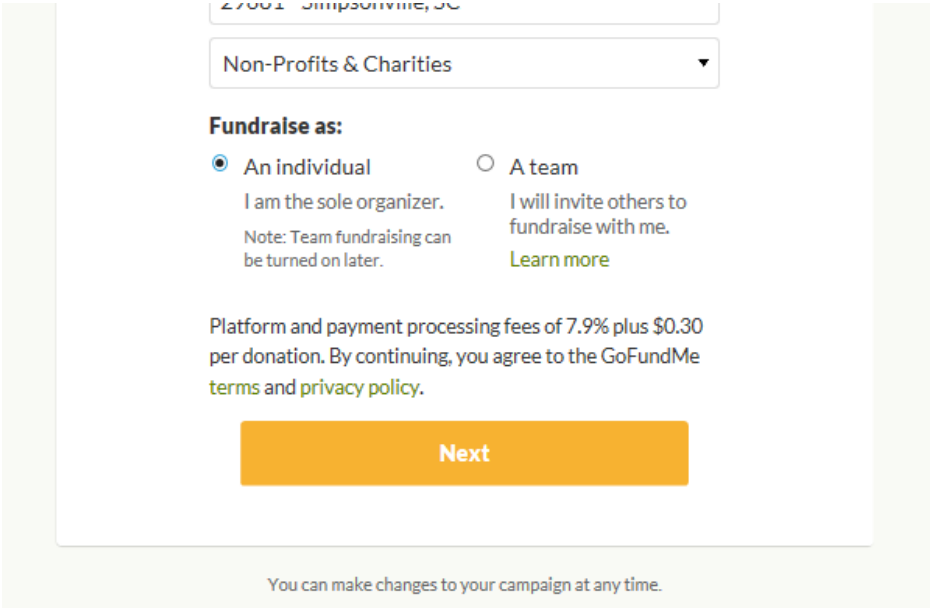
**With GoFundMe Team Fundraising you can:**

- Share responsibilities**  
Every team member can post updates, thank donors, and share the campaign.
- Manage team members**  
Dashboards track each team member's contributions to the campaign.
- Motivate your team**  
Fundraising leaderboards inspire friendly competition to drive donations.

Here is some information about team fundraising

# Columbus HOPE Foundation GoFundMe Setup Guide

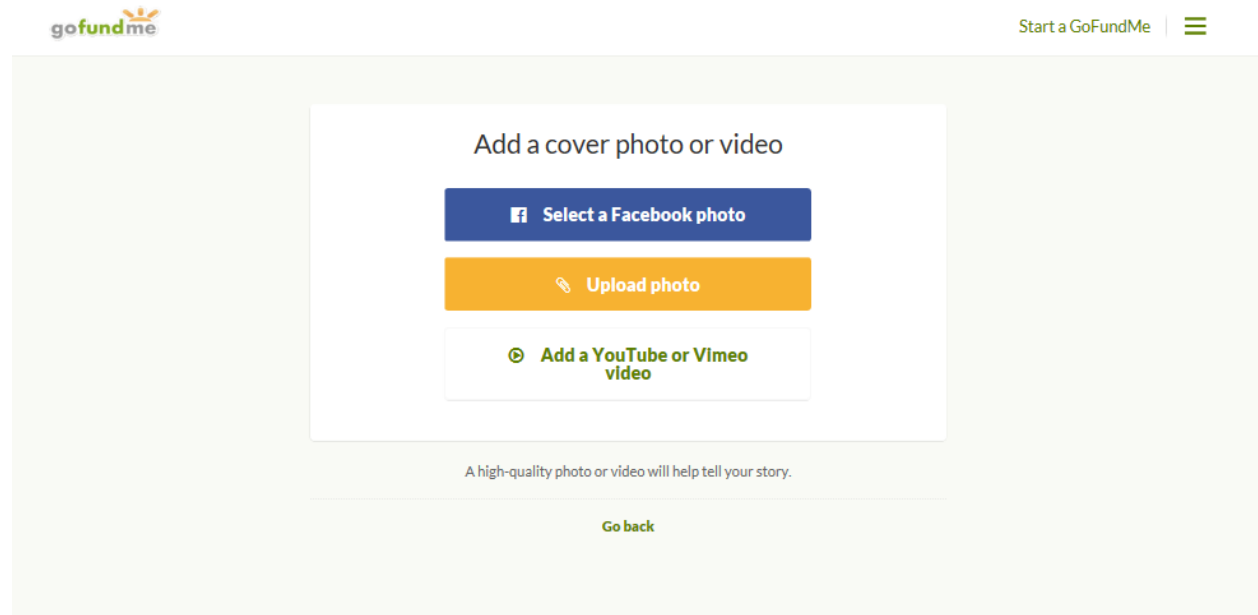
Step 6 select how the campaign will “fundraise as” Individual or Team (this document uses the Individual selection).



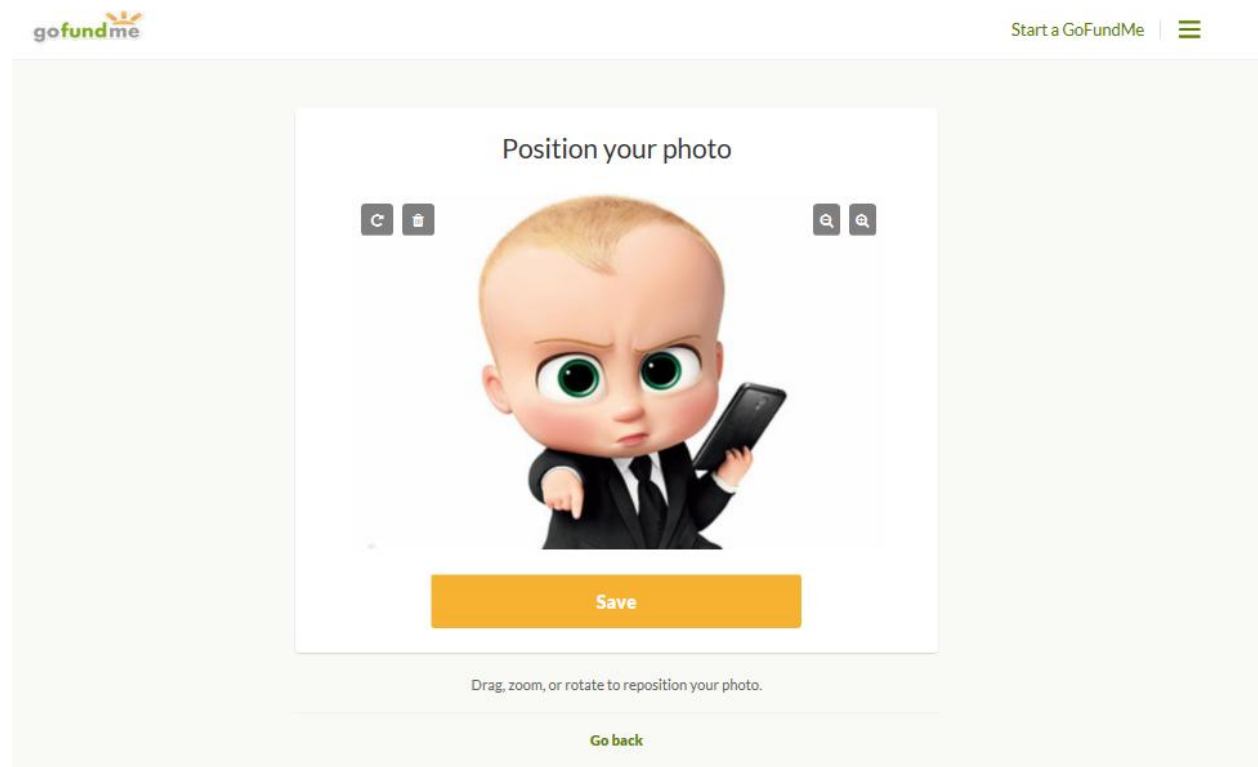
Once you have made your selection you are presented with the “How charity campaigns work” information, you must agree to the GoFundMe fees by selecting the check box and then continue.

# Columbus HOPE Foundation GoFundMe Setup Guide

Step 7 select a cover photo or video for the campaign (this will be shown on the GoFundMe main page of your campaign).



Once you add the photo or video select save



# Columbus HOPE Foundation GoFundMe Setup Guide

Step 8 enter some detail about your campaign (Who, What and Why)

gofundme Start a GoFundMe

### Tell your story

BOLD LINK PHOTO/VIDEO

Explain why you're raising money...

Next

Preview Save

Explain who you are and why you're fundraising.

Go back

Tips from Jocelyn, our campaign expert

**To raise the most money for a charity campaign, make sure you:**

- ✓ Explain the charity's cause
- ✓ Talk about how donations will help
- ✓ Describe who will benefit
- ✓ Detail where the funds will go
- ✓ Explain how soon you need the funds
- ✓ Say if you are working directly with the charity or not

Once that is entered select SAVE and then NEXT

gofundme Start a GoFundMe

### Tell your story

Saved

BOLD LINK PHOTO/VIDEO

To Assist the special needs students at the Washington Center :)

Next

Preview Save

Explain who you are and why you're fundraising.

Go back

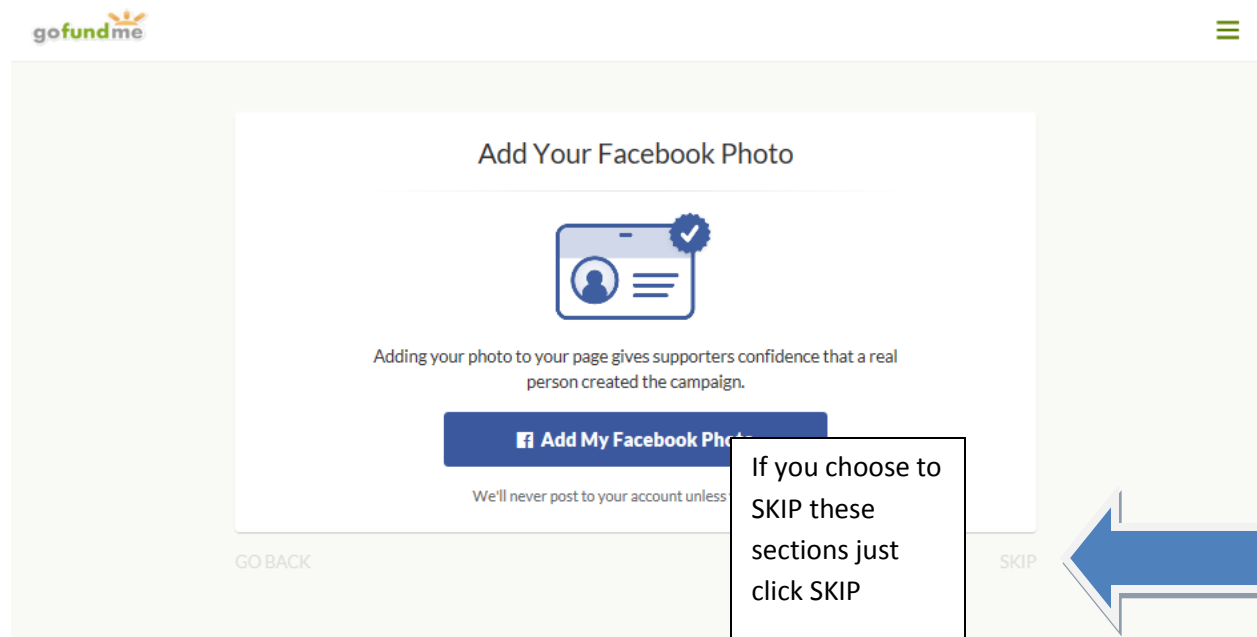
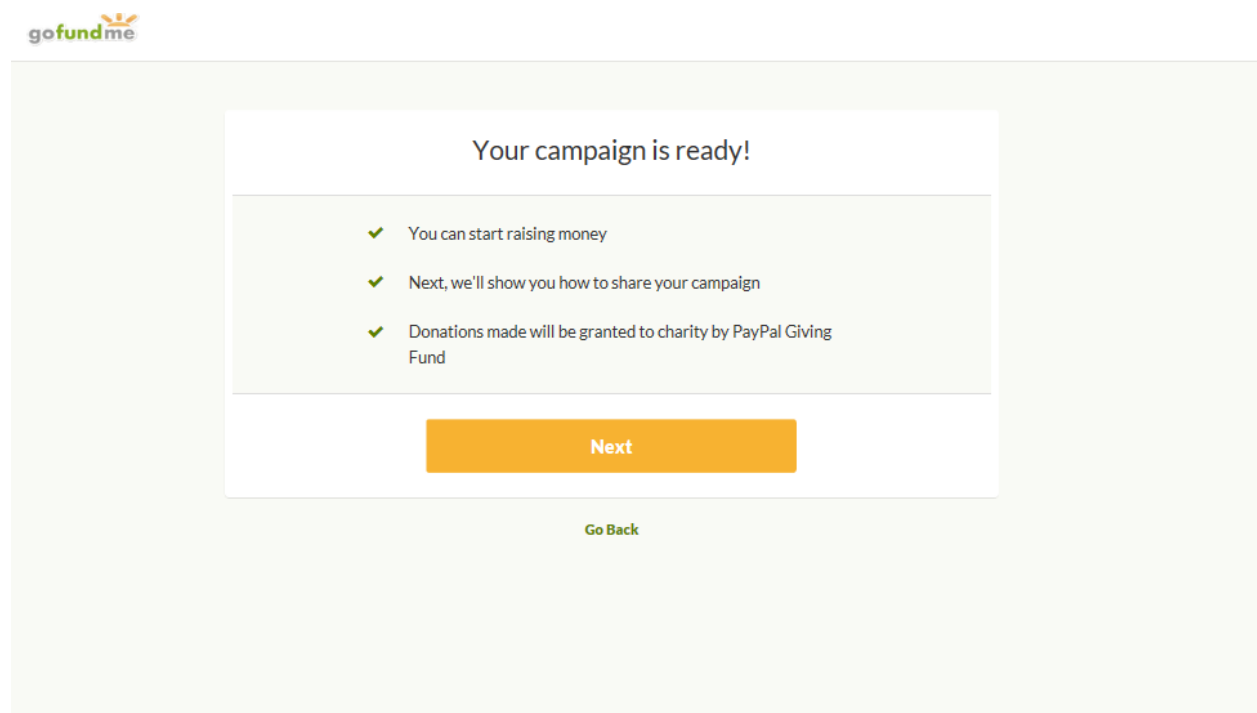
Tips from Jocelyn, our campaign expert

**To raise the most money for a charity campaign, make sure you:**

- ✓ Explain the charity's cause
- ✓ Talk about how donations will help
- ✓ Describe who will benefit
- ✓ Detail where the funds will go
- ✓ Explain how soon you need the funds
- ✓ Say if you are working directly with the charity or not

## Columbus HOPE Foundation GoFundMe Setup Guide

Now your campaign is setup and ready to be introduced to the Social Networks- the following pages are screen shots you will see to promote your campaign on FaceBook, Twitter and by Email. You can choose to access these as the pages are presented or SKIP them initially and post the campaign at a later time.





# Columbus HOPE Foundation GoFundMe Setup Guide



## Your photo is important!

- ✓ Helps donors understand who is managing the fundraising campaign.
- ✓ Add credibility and trust to your fundraising campaign.
- ✓ Campaigns with Facebook photos raise much more money.

 **Add My Facebook Photo**

We'll never post to your account unless you say so.

GO BACK

SKIP



## Email friends



Share directly with friends and family

**Connect Gmail**

OUTLOOK, YAHOO, OR ADD FRIENDS MANUALLY

GO BACK

SKIP

# Columbus HOPE Foundation GoFundMe Setup Guide

Sharing on Facebook can increase donations  
by **3x**



Post to Facebook

This is a one-time post to Facebook.

GO BACK

SKIP

Ask Close Friends to Share



Send a personal message on Facebook. Be direct. Ask them to share  
your page with their friends.

Compose a Message

GO BACK

SKIP

# Columbus HOPE Foundation GoFundMe Setup Guide

Share on Twitter

ColumbusHope1668

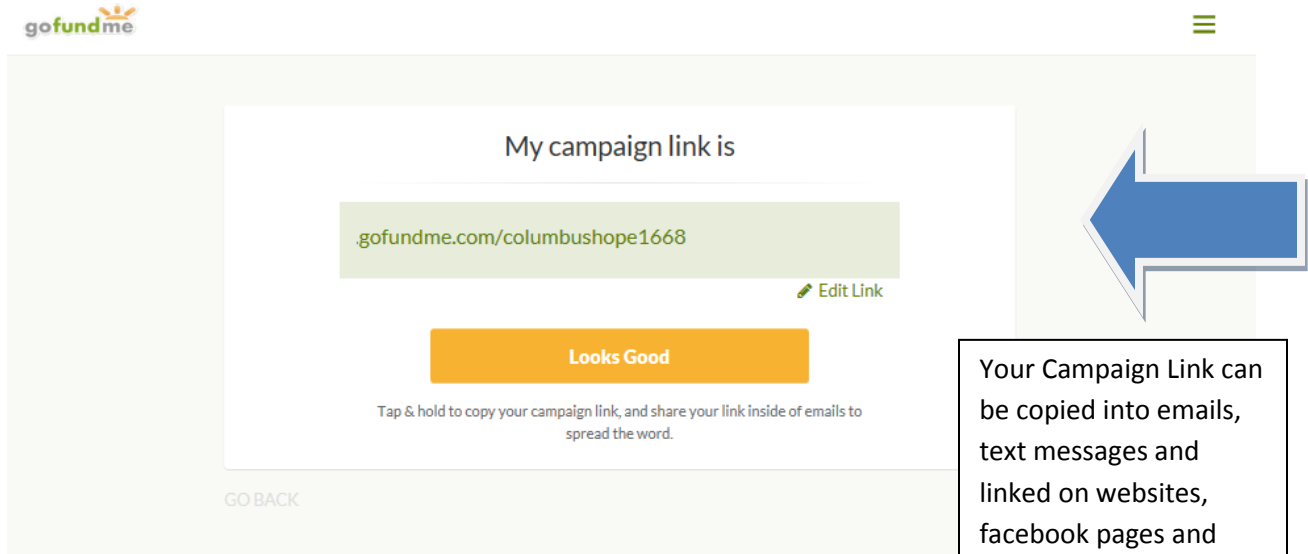
Post to Twitter

This is a one-time post to your Twitter stream.

GO BACK

SKIP

# Columbus HOPE Foundation GoFundMe Setup Guide



gofundme

My campaign link is

[.gofundme.com/columbushope1668](https://gofundme.com/columbushope1668)


Edit Link

Looks Good

Tap & hold to copy your campaign link, and share your link inside of emails to spread the word.

GO BACK

Your Campaign Link can be copied into emails, text messages and linked on websites, facebook pages and twitter posts.



Get the GoFundMe App

Easily manage your campaign.  
Never miss a donation.

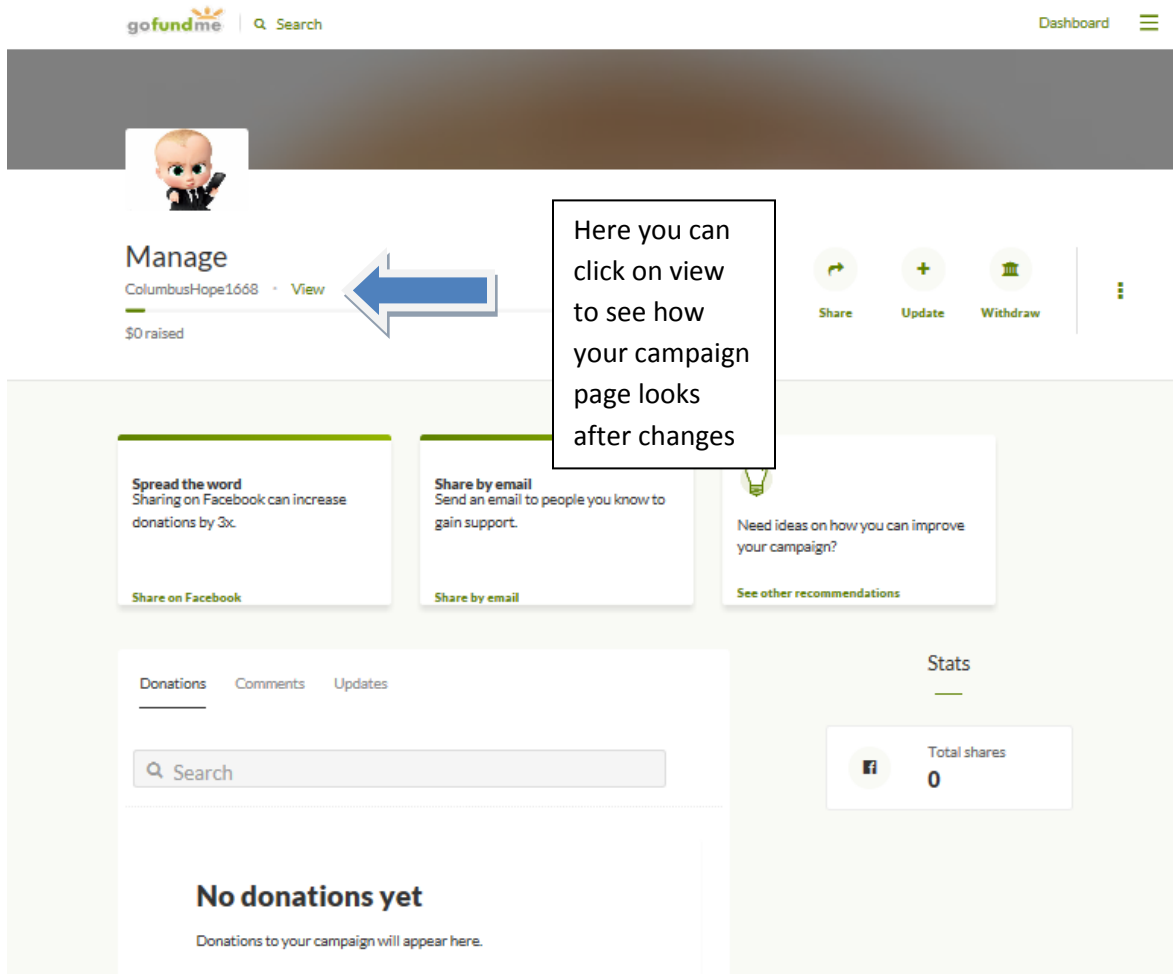
Download on the App Store

GET IT ON Google Play

GoFundMe provides an APP to help manage your campaign page right from your smart phone.

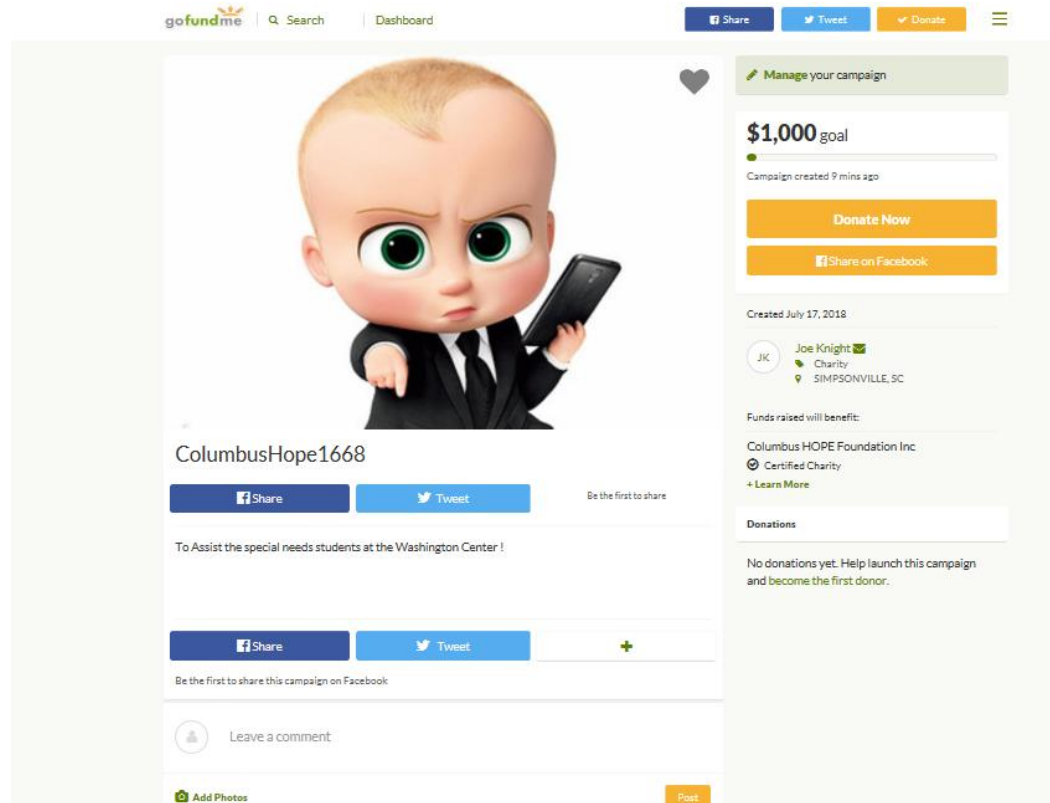
# Columbus HOPE Foundation GoFundMe Setup Guide

Once you have gone through the Social Network postings you are presented with your management screen, this is where you can manage your campaign, update photos and videos, post updates about progress the campaign is making and change/edit settings for the campaign.



## Columbus HOPE Foundation GoFundMe Setup Guide

Finally here is your completed campaign page – this is the page your donors will see when they click on one of your links or look up your campaign on the GoFundMe main page.



I hope we have made this process easy for you and that you will all take a few minutes to setup a GoFundMe page for your Councils Columbus HOPE Foundation fundraising this year. Remember this is not a replacement for all the wonderful events and fundraisers the Councils have been doing; this is a recommendation to work alongside all those great things and help raise more money for the Special People we as Knights support. Please contact me with any questions or to setup a walk through to assist you with getting your Campaign off the ground.

**Keith Kingren**

**Columbus Hope Foundation Coordinator**

**Council 1668 Greenville SC**

**[K1home@aol.com](mailto:K1home@aol.com), Home 864-962-5295, Cell 864-901-5692**